

Explore your child's online Mathematics program

Mathletics

Dear Parent or Guardian,

Your child is using Mathletics as part of their mathematics lesson at school. Mathletics is a targeted, rewarding and captivating online learning resource, which is aligned to curriculum standards. Your child has take-home access to Mathletics – they simply sign in with their school username and password using any compatible computer or mobile device.


The extra Mathletics practice at home can make all the difference to your child's progress. Encourage them to achieve a weekly target of 1000 points to earn a certificate, building through bronze, silver and gold across the school year. Go for gold!

Sign in with your child to start exploring what Mathletics has to offer:

- 1 Visit www.mathletics.com using your child's login details below.
- 2 Explore all the engaging activities and games Mathletics has to offer.
- 3 Check out 'My Progress' for your child's activity results and certificates.



PC & Mac

Simply visit mathletics.com
and click 



QR Code Sign In

Jump into Mathletics effortlessly using
the QR code on your sign-in card



Tablet & iPad

Download our FREE Student App
from all major app stores

Student Mathletics Login:

Fill out student login information or
print off QR Code Card.

Username: _____

Password: _____

Sign in at: mathletics.com

Mathletics Primary Console Map

Student 'To-Do' List

Students will find all teacher-assigned activities under this tile. They could be curriculum activities (Skill Quests and Courses), Problem-Solving activities or Assessments.

Explore

Explore gives students access to thousands of curriculum based questions through the **Quests** and **Activities** tabs. Students can voluntarily work in these areas to earn extra points. Under the **Challenges** tab is where they'll find Problem Solving & Reasoning activities. Assessments are located under the **Assessments** tab and Times Tables Tunes and Magic Mentors videos under the **Videos** under the **Videos** tab.

Personalised Learning Environment

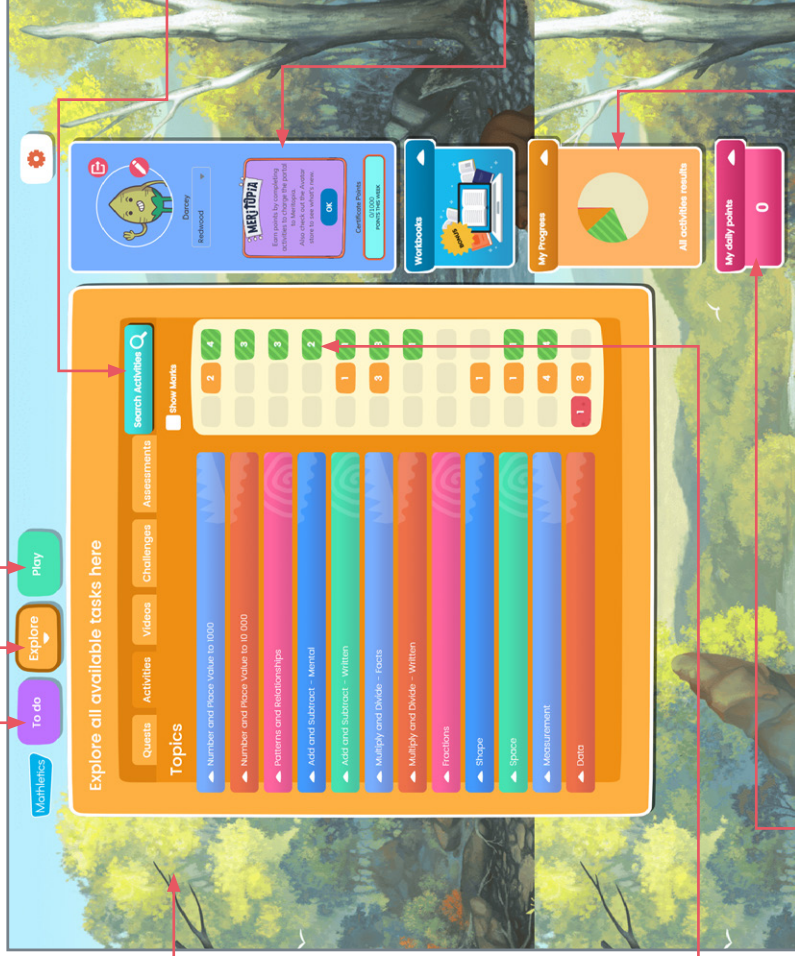
The **student interface** is customisable, allowing students to create their own avatars and modify their backgrounds.

View Results

The **traffic light system** allows students to easily track their progress through each topic. Red signals require additional study, yellow signals indicate that the student's understanding is developing and green shows evidence of mastery.

Celebrate Learning!

Daily and weekly point indicators let students know how many points they have earned for correctly answering curriculum activities and Live Mathematics questions, as they work towards earning certificates and claiming their place on the Mathletics Hall of Fame!



Game-Based Learning

Play offers a range of engaging mathematical games including Live Mathematics, Multiverse and Rainforest Maths and more.

Search

Students can use the search function to quickly find curriculum activities or content.

Meritopia

An engaging student reward system. Students earn points as they complete activities which opens the door to an interactive open-world game.


Self-Directed Learning

My progress shows the total number of activities completed, with the results clearly displayed, to allow students to identify strengths and weaknesses in their own learning.

Top 10 Tips for using Mathletics to support your child's learning at home.

Mathletics

- 1** Make sure you have your child's Mathletics username and password.



- 2** Mathletics can be accessed on PC / Mac, iOS and Android devices as well as Windows tablets and Chromebooks. For use on iPads, Mathletics can be accessed through Safari, or downloaded as a free app.



- 3** Your child's teacher has set them up with the correct curriculum content allowing your child the ability to explore independently, as well as completing any assigned work.



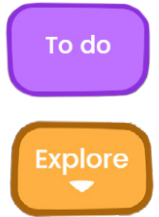
- 4** Encourage your child to achieve a weekly certificate, by earning 1000 points or more. You can only achieve 1 certificate each week.



- 5** Mathletics uses a traffic lighting system to show children's achievement in each activity. Activities completed with a score of 85% or more will show green Your child can see which activities they need to practice a little more by looking for any with an orange indicator – meaning they scored 50-84%. Activities in red, they will need some extra help with.



- 6** If a teacher has assigned an activity to complete it will appear in your child's To-Do List. Any items in the To-Do List need to be completed before your child can access other areas of Mathletics. If there are no items on the To-Do List, students can access curriculum and problem-solving activities under the Explore tab.



- 7** If your child finds a question difficult, remind them that there is a button at the top right hand side of each question and clicking on this will open up some support to help them.




Note: This feature is available for 'Activities', and is coming soon to 'Quests'.

- 8** Mathletics is full of great additional activities that make learning Mathematics fun. In the Play area, children will enjoy Live Mathletics, Multiverse, Rainforest Maths and Playpaws.




- 9** Practicing mathematics offline is important too! You and your child have access to printable worksheets right in their student console.



- 10** Celebrate achievements and effort

Certificates – On the right-hand side, under your child's avatar you can click to view and print certificates



Hall of Fame – On the right-hand side, under your child's avatar you can click into the Hall of Fame.



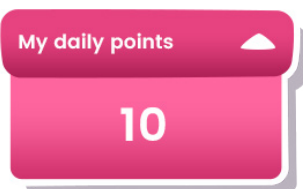
Mathletics Rewards and Recognition

Mathletics

Mathletics understands the importance of keeping your child motivated and engaged.

Different children are motivated by different rewards. From avatar credits for improvement, to points for correct answers, certificates and more, find out how Mathletics keeps students engaged in their mathematics learning.

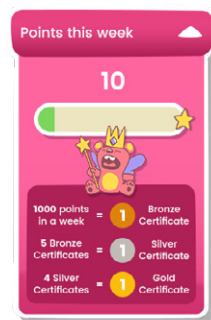
Points: Students are awarded points for every correct answer they give in Mathletics curriculum activities and Live Mathletics. The student's weekly points score is displayed at the top of the student console. When a student has earned 1000 points in a single week they are awarded a certificate.



My daily points

In **To do**, daily points are displayed on the right-hand side.

This resets every 24 hours.



Points this week

In **My progress**, points this week are displayed on the right-hand side.

This resets each week.

Earning points

Curriculum content (Quests & Activities):

- 1 x correct answer = 10 points
- 1 x correct test answer = 20 points
- 1 x correct "Are you ready" answer = 20 points

Live Mathletics:

- 1 x correct answer = 1 point
- 1 x correct bonus level answer = 2 points
- First place = 5 credits
- High score = 10 credits

Bonus:

Level up or complete a Quest = 50 points

Each week, students can earn a maximum of 300 points on any one activity and 600 points on any one test.

Earning certificates

- 1000 points earned in a week = 1 Bronze certificate
- 5 Bronze certificates = 1 Silver certificate
- 4 Silver certificates = 1 Gold certificate

Students cannot earn more than one of the same type of certificate in the same week.

Example: Student earned 2100 points in one week, student earned 1 Bronze certificate.

However, different types of certificates can be awarded in the same week.

Example: Student earned their 20th Bronze Certificate this week. This also gave them their 4th Silver Certificate, which, in turn, earned them a Gold Certificate.